

# eBooks & eAudiobooks for Mobile Devices

OverDrive | cloudLibrary  
eResources from your local public library



**WELLINGTON**  
PUBLIC LIBRARY

# Welcome to OverDrive


Libby by OverDrive is a digital media service that enables you to borrow from a collection of 33,000+ eBooks (and eAudiobooks) using your library card. eBooks borrowed using the free Libby by OverDrive app can be streamed or downloaded on your mobile device.


## Getting Started

- 1) Download the free Libby by OverDrive app from your app store.
- 2) Open app, answer YES to the question "do you have a library card?"
- 3) Choose Search for a Library and search for **your library by name**.
- 4) **Across Colorado Digital Consortium** should appear, tap to select.
- 5) Add your library card barcode and PIN. (Usually your last name in lower case. If you don't know your PIN, ask a librarian for help).

## Browse/Search

**BROWSE:** Scroll down the homepage to view featured collections, or choose the EXPLORE link.

**SEARCH:** Tap the  SEARCH link at the top left of the homepage. Enter an author, title, subject, or combination to search.

**REFINE:** Use the  tool to limit your results by format, availability, and more.

**TIP:** Be sure of the format type! An icon will indicate if the title you're looking at is an eAudiobook.

## PLACING A HOLD:

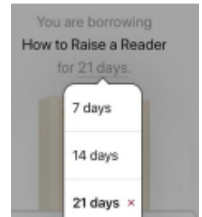
eBooks in OverDrive are the same as print library books - only one user at a time may borrow a copy (as per publisher's licensing).

For items that are currently borrowed by other users, you may choose to PLACE A HOLD. Once a hold is placed you will be notified by email when it is available for you. (Max. 10 holds at a time)



## Borrow & Download

- 1) If the title you are interested in is available to borrow, tap the BORROW link. (Max. 10 titles out at a time)
- 2) Choose your loan period (7, 14, or 21 days), then tap BORROW! Your title will start automatically downloading. (Choose whether downloads occur while not connected to wifi in SETTINGS.)
- 3) You may now continue browsing for more titles or OPEN BOOK to begin reading. If you choose to keep browsing, you may locate your borrowed titles at any time by going to your SHELF.



## Returning Borrowed Titles

eBook titles will return automatically at the end of the loan period. However, you may choose to return them early when finished so it can go to the next user in a timely fashion.

1. Go to your SHELF.
2. Tap MANAGE LOAN of the title you wish to return.

## Renewing OverDrive eBooks

If your OverDrive eBook doesn't have any holds on it, you will be permitted to renew it. The renewal option activates three days prior to the end of the loan period.

1. Go to your SHELF.
2. Tap MANAGE LOAN of the title you wish to renew.
3. Choose RENEW LOAN then RENEW!

## Help

If you have questions or need to troubleshoot using the Libby app:

1. In the app tap on the icon at the top right of the screen.
2. Select HELP & SUPPORT.

View the OverDrive Tutorial at  
[wellington.colibraries.org/online\\_resources/](http://wellington.colibraries.org/online_resources/)

# Welcome to cloudLibrary




cloudLibrary is a digital media service that enables you to borrow from a collection of 7,000+ eBooks (and eAudiobooks) using your library card. eBooks borrowed using the free cloudLibrary app can be downloaded on your mobile device.

## Getting Started


1. Download the free cloudLibrary by Bibliotheca app from your app store.
2. Open app, select your language preference and tap anywhere on the screen to continue.
3. Select your COUNTRY, STATE/REGION & LIBRARY (AspenCat Union Catalog) then tap NEXT.
4. Read and ACCEPT the terms and conditions.
5. Enter your library card barcode and PIN. (Usually your last name in lower case. If you do not know your PIN contact us to reset it.)

\*\*\*You can view the tutorial or press Skip.

## Browse/Search

**BROWSE:** Tap the  SEARCH link at the bottom of the screen. The Search/Browse page will open. Scroll down the page to view featured collections.

**SEARCH:** Tap the SEARCH field at the top of the screen. Enter an author, title, subject, or combination to search.

**REFINE:** Use the  FILTER tool to limit your results by format, availability & more.



**TIP:** Be sure of the format type! An icon will indicate if the title you're looking at is an eAudiobook.

### PLACING A HOLD:

eBooks in cloudLibrary are the same as print library books - only one user at a time may borrow a copy (as per publisher's licensing).

For items that are currently borrowed by other users, you may choose to PLACE A HOLD. Once a hold is placed you will be notified by email when it is available for you. (Max. 10 holds at a time)

To receive email notifications when placing a hold, tap on Account in the lower right corner, select Notifications, and enter your email address. You will receive a verification email. Go to the link to confirm your email address.

## Borrow & Download

1. If the title you are interested in is available to borrow, tap the BORROW link. The loan period is 3 weeks. (Max. 10 titles out at a time)
2. Choose to READ or continue browsing. If you choose READ the title will automatically download.

## Returning eBooks/eAudiobooks

eBook titles will return automatically at the end of the loan period. However, you may choose to return them early when finished so it can go to the next user in a timely fashion.

1. Go to MY BOOKS.
2. Tap the red RETURN button next to the title you wish to return. Tap on OK to complete the return.

# Help

If you have questions or need to troubleshoot using the cloudLibrary app:

1. In the app tap on the icon on the bottom right of the screen.
2. Select HELP AND SUPPORT.

View the cloudLibrary tutorial at  
[wellington.colibraries.org/online\\_resources/](http://wellington.colibraries.org/online_resources/)

